



Competitor Bulletin No 1

Issued 16th May 2008

Thank you for your entry. The organising committee hope you enjoy the days entertainment.

Access to the proving ground must be as the enclosed map. Please note, the road through Millbrook village has a 6'-6" width restriction and is Out of Bounds to all competitors.

PASSES

Vehicle Passes are with this Bulletin, these are to be displayed in the centre upper edge of the windscreen of both the competing car and your service vehicle, even if the competing car is on the trailer. No access to the venue will be gained if these passes are not displayed.

SCRUTINEERING AND DOCUMENTATION

Competitors should attend Documentation/Scrutineering at their allotted time as shown on the attached Entry List.

SUNDAY 25th May - SOUND TEST, SCRUTINEERING & DOCUMENTATION - 14:00 to 18:00

This will take place at OMS AUTOCARE, 3A Bridgeturn Avenue, Wolverton, Milton Keynes, MK12 5QL

Map Reference 152/818415

See maps attached of location of Sound Test, Scrutineering & Documentation.

On arrival park your vehicles on the Industrial Estate leaving a clear entrance to the Royal Mail Depot as detailed on the attached Map. Proceed to the Sound Test. After the Sound Test join the queue for Scrutineering. Please note the One Way System. **Cars need not be taxed but they must be presented at scrutineering with the Vehicles Registration Document. A current MOT Certificate must be presented for all cars that are required by law to have one.** At pre-event scrutineering cars will be examined for compliance with tyre and vehicle safety regulations as well as class eligibility.

After Scrutineering park your car in the adjacent unit and walk back to Documentation. Competitors are reminded of the MSA's Requirements for Entrants Licences as laid down on the Licence Application form. All Competitors Licences, Club Cards and Permits will be inspected at signing-on together with any Championship Registration Cards. All licences must be signed. Any person who fails to produce a valid licence will be required to see the MSA Steward and complete a licence declaration before they are allowed to start.

CHECK WITH THE MSA BEFORE THE EVENT IF YOU HAVE NOT RECEIVED YOUR LICENCE. PLEASE NOTE THE FEE FOR NON PRODUCTION OF A COMPETITION LICENCE IS £45. WE CAN NO LONGER ACCEPT A LICENCE APPLICATION FORM ON THE DAY.

A Start List with MTC1 & MTC3 due times will be on display documentation.

MONDAY 26th May

Entry to Millbrook will be restricted to the following: Competing Car, Service Vehicle and Trailer. If you are bringing other vehicles these must be parked in the Employee Car Park outside the Proving Ground. If you have a Large Truck or Motorhome you must purchase a Motorhome/Large Truck Pass (available also at Documentation). Please note **MOTOR BIKES ARE NOT ALLOWED AT THE VENUE.**

On Monday access to Millbrook will be available from 06:00 until 08.00am. Entry to the venue will be restricted after this time, so any competitor not at the venue by that time, will experience problems accessing the paddock. The paddock and the link roads of the proving ground will be very busy and therefore will be restricted to 15mph speed restriction. Tyre warming anywhere on the proving ground is forbidden. The bridge over the high speed bowl which is between Islands A and B, is out of bounds for all pedestrian traffic. Therefore this makes the hill route inaccessible from the paddock and therefore is Out of Bounds for everyone except Competitors and Officials.

SCRUTINEERING (Clubmans Rally Only) - 07:00 to 09:00

See maps attached of location of Scrutineering.

DOCUMENTATION - 07:15 to 09:15

This will take place in the Concept Centre as per the attached map.

SERVICE AREA

Please help to ensure this venue is kept open for motorsport by not dropping litter anywhere or leaving oil on the ground, cement will be available for soaking up oil. You must take all your rubbish home with you. After unloading your car, please park your trailer in the trailer park, this area cannot be used as a paddock. We would ask you to park in the area designated on the enclosed diagram. Please park as tightly as possible as space is very limited. **The Service Area is a no smoking area. Please see the attached notes issued by the MSA for Service Areas, pay particular attention to the regulation that all cars must be serviced on an Environmental Ground Sheet.**

SOUND TEST

The Sound Test will be open between at 06:30 and 09:00. The Sound Test site is marked on the map of Millbrook issued with these instructions.

FUEL

Please note no fuel is available at the venue and you should bring enough with you as it is not possible to leave the venue during the day.

WARMING UP OF CARS AND TYRES

You will be aware that it is against all regulations to run vehicles in the Service Area whilst on Axle Stands, in order for you to be able to safely warm your vehicle up before each stage we have made a 2.5 mile run out to each stage, we have given you 10 minutes to do this so there is time to warm up things. All we would ask is that you are sensible in doing this.

FINAL REMINDER

YOU ARE REMINDED THAT NO COMPETITORS, SERVICE CREWS OR ANY OTHER PERSONS ASSOCIATED WITH THE ENTRY ARE PERMITTED TO BRING ANY CHILDREN UNDER 16 INTO THE VENUE. ANY PERSON FOUND WITH CHILDREN WILL BE REMOVED FROM THE VENUE ALONG WITH ANY ONE ASSOCIATED WITH THAT ENTRY. (SR 13)

Amendments to The 2008 Millbrook Stage Rallies SR's

SR 17

**Barry Guess
Mike Flute
John Horton
Craig Salter**

**MSA Steward
Chief Medical Officer
Paramedic
3rd Party Incident Officer**

We look forward to seeing you on the day and to a good days sport.

The Organising Committee

VIP GUEST TICKETS

There are still some VIP Guest Tickets available at £25 each, if you wants some please contact Steve McNulty or Marion Nicholls as soon as possible.

Steve McNulty

**Phone: 07787 904222
email: stevemcnulty1@aol.com**

Marion Nicholls

**Phone: 07811 732296
email: marion@wecc.co.uk**

Forms available on the Website: www.millbrookstages.co.uk

maps/directions

Route from M1:

From the M1 Junction 13, follow the A421 towards Bedford.

Cars only: Turn right at the first roundabout (Little Chef is on the left of this roundabout) into Marston Moretaine.

HGV's: Continue on A421 to Interchange Retail Park roundabout. **Now follow the directions shown opposite from the part marked *.**

Turn left at the T-junction, then immediately right following the signs to Millbrook.

Follow road through village, turning left just before Marston Social Club, towards Millbrook.

Cross level crossing, following road for approximately 1/2 mile.

Millbrook entrance is on the right.

Route from the A1/HGV

From the A1 Black Cat Roundabout follow the A421 for 5 miles towards Bedford.

Go straight across at the first roundabout onto the Bedford by-pass (A421) towards M1 / Milton Keynes.

Turn right at next roundabout.

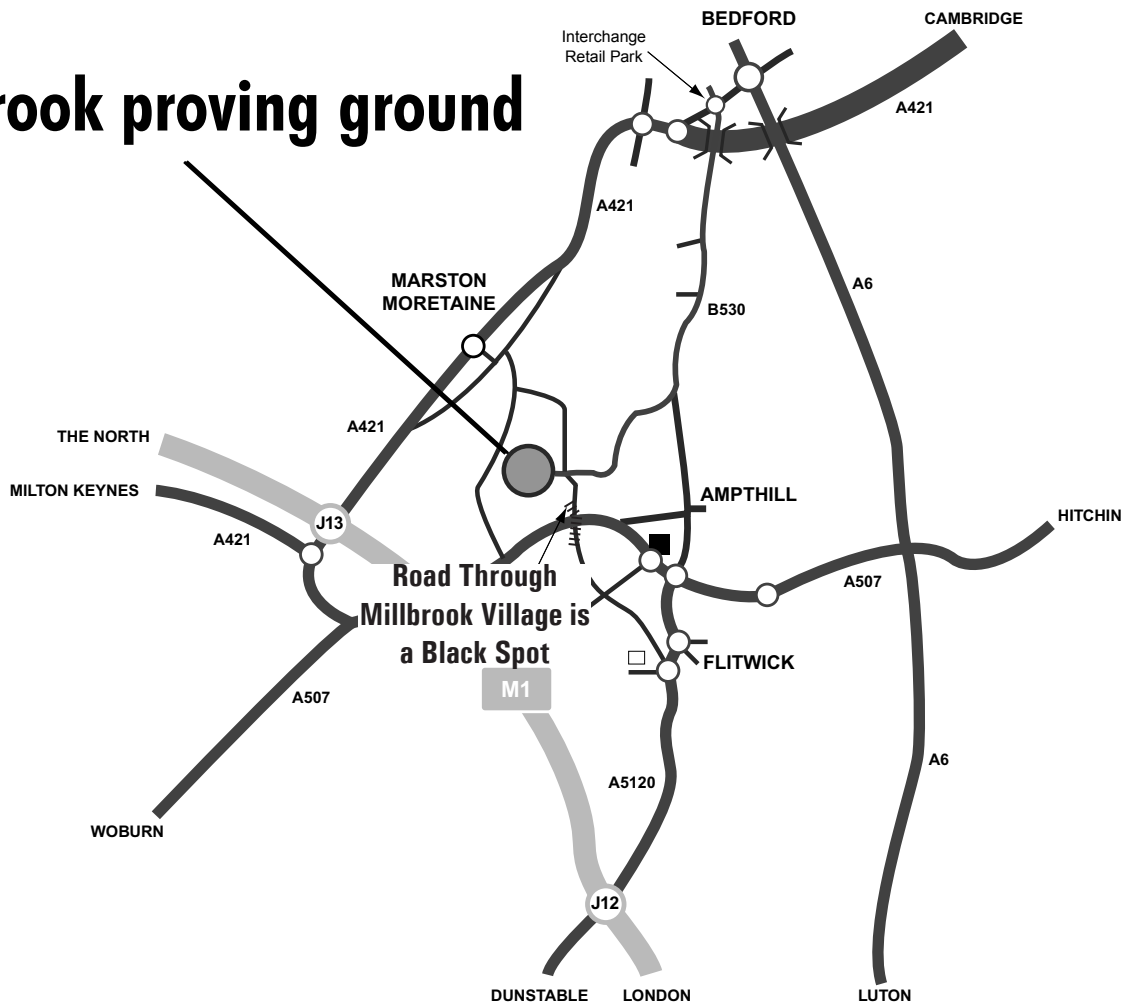
* At the next roundabout (Interchange Retail Park roundabout), turn right towards Ampthill on the B530.

After approximately 4 miles turn right off this road signposted to Millbrook.

Follow this road until reaching Millbrook entrance on the left.

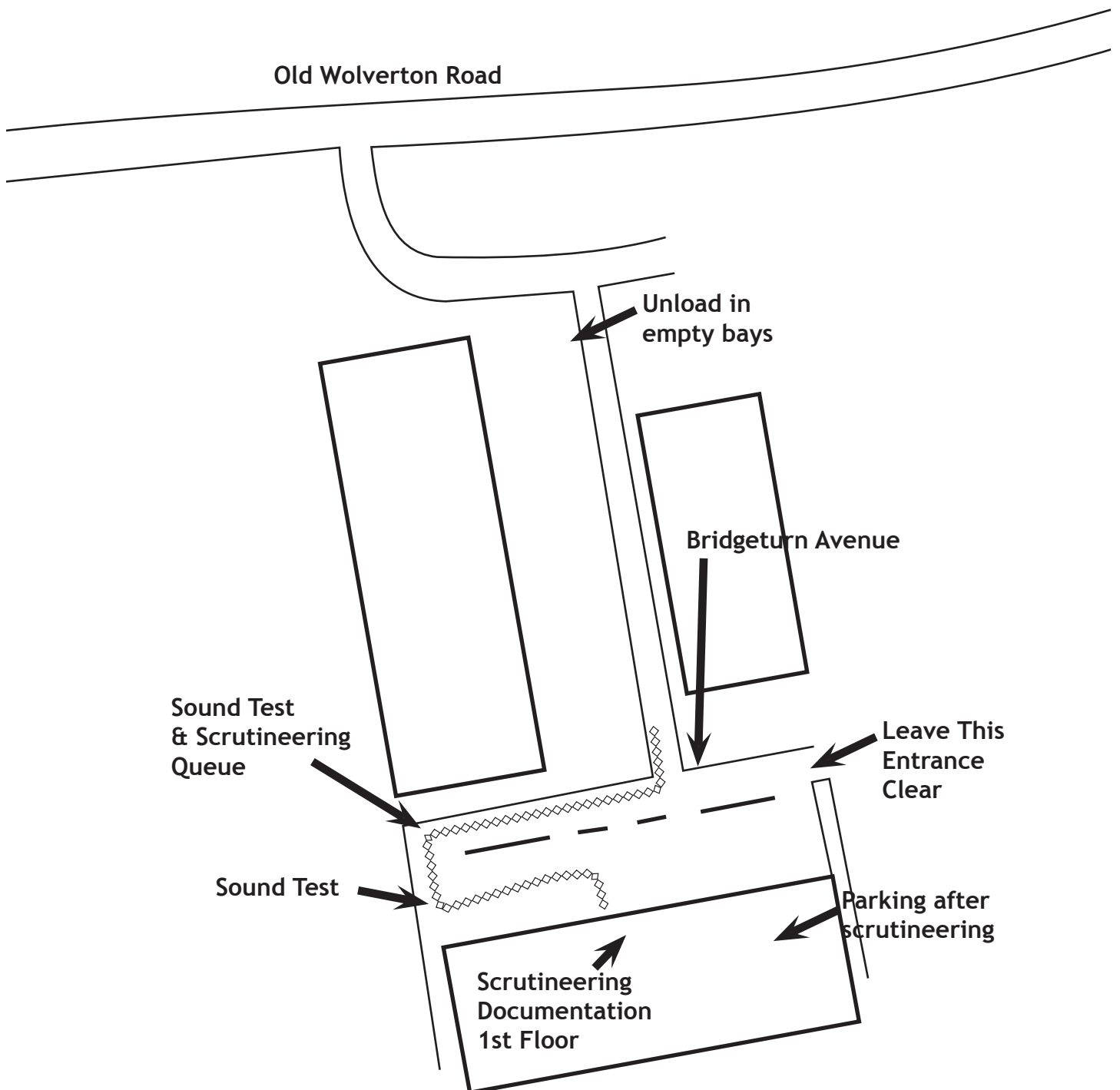
(Do not turn left into Millbrook village).

millbrook proving ground



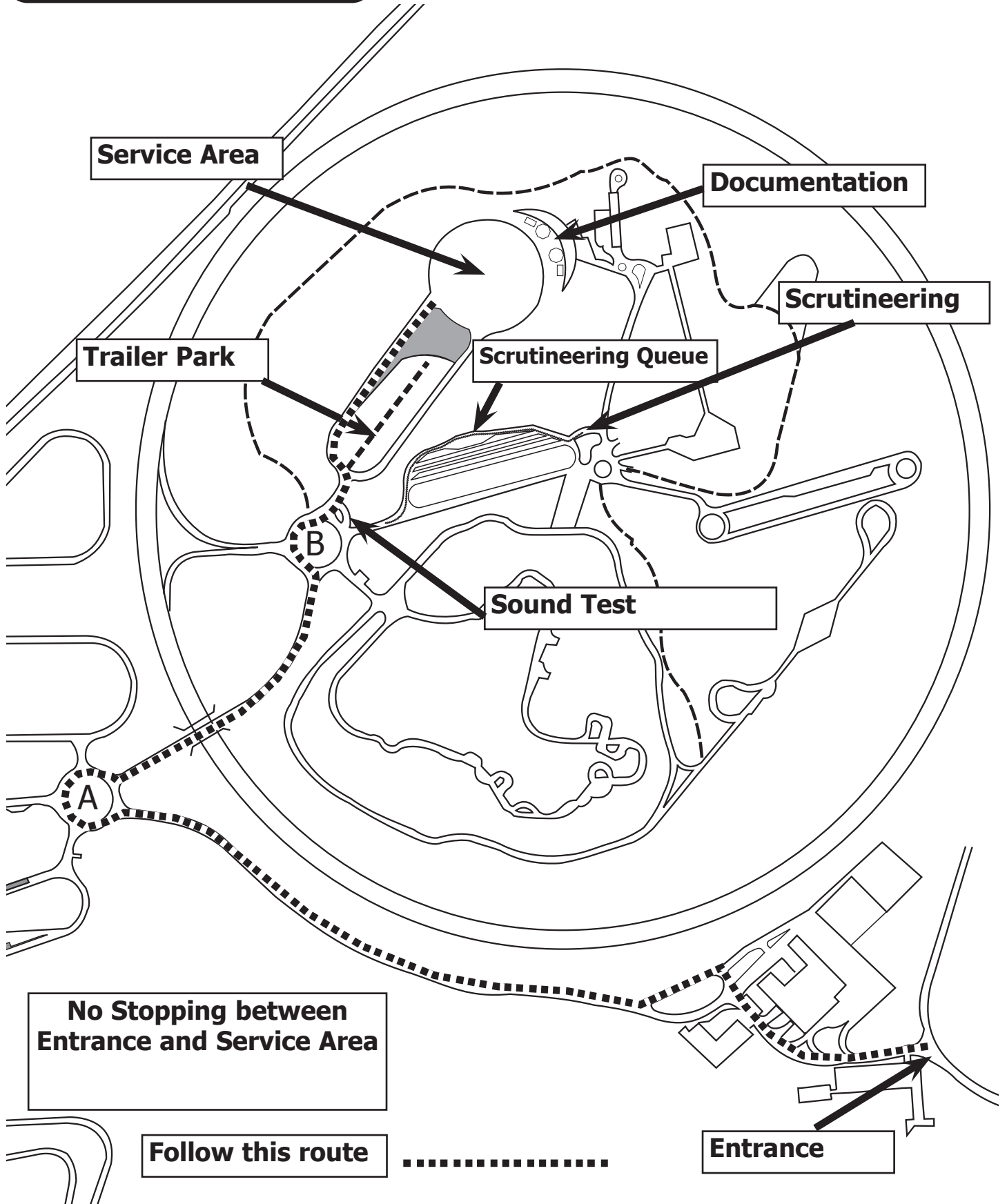


Scrutineering Venue
OMS AUTOCARE
3A Bridgeturn Avenue
Wolverton
Milton Keynes
MK12 5QL
Map Reference 152/818415

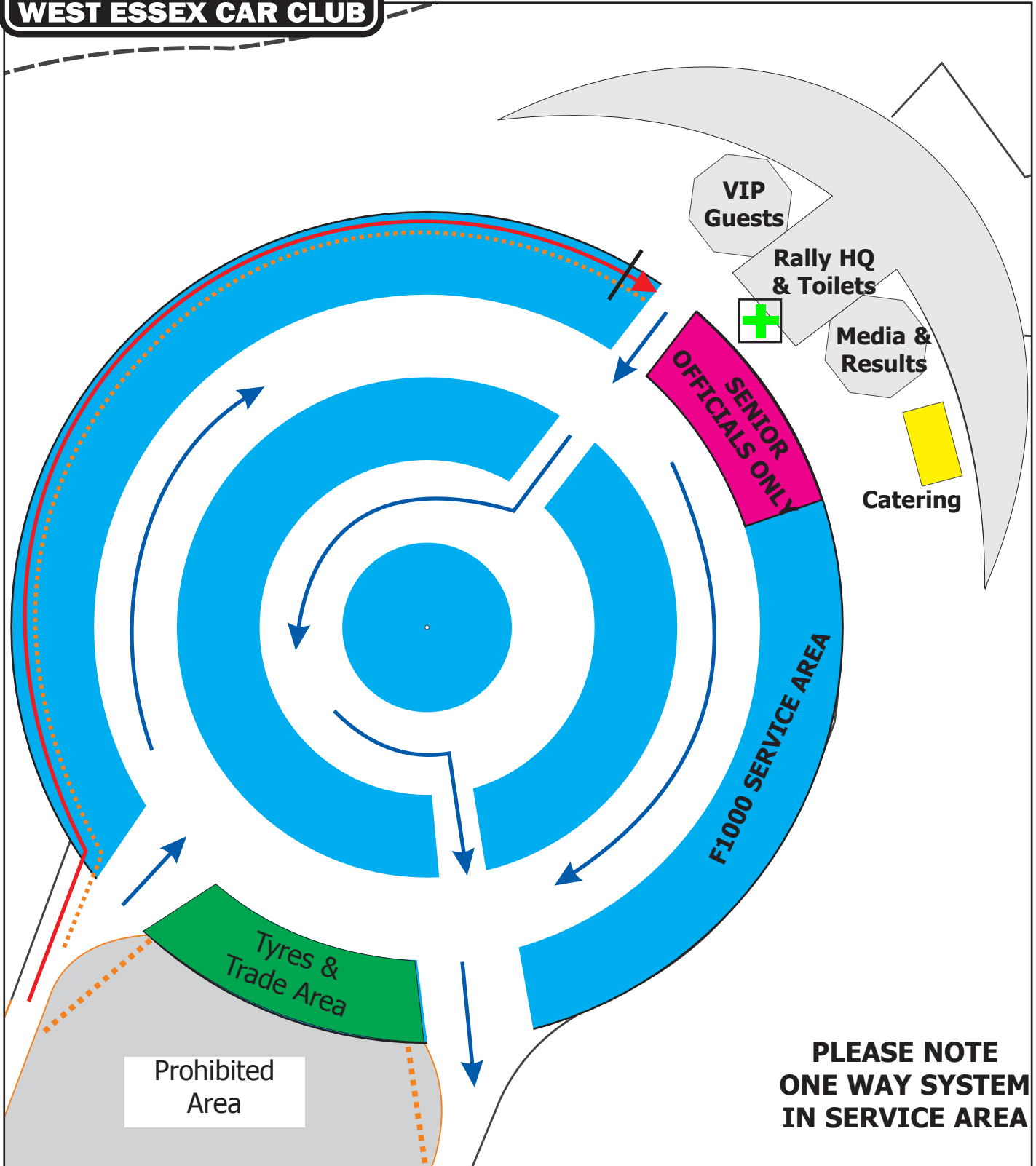


Service Area, Trailer Park, Sound Test & Monday Scrutineering

2008
MILLBROOK
STAGE RALLIES
Monday 26th May 2008
WEST ESSEX CAR CLUB



2008
MILLBROOK
STAGE RALLIES
Monday 26th May 2008
WEST ESSEX CAR CLUB



PLEASE NOTE
ONE WAY SYSTEM
IN SERVICE AREA

Please park in the area designated on the diagram, White areas are to be kept clear, shaded areas are for parking. Please park your support vehicle with its nose pointing out of the circle and your competing car behind. This will be repeated 3 times with the innermost ring nose into the centre. Please park as tightly as possible as space is very limited.



MSA SERVICE AREA SAFETY NOTES

Entrants, competitors and service crew members should be aware of their own and other people's safety and well being, when competing in motor sport.

1. All entrants should have an environmental ground-sheet in place before work commences on the vehicle.
2. All service vehicles should have an environmental spill-kit, for use in the event of liquid spillage. (Competing cars should also carry such a kit.)
3. Fire extinguishers should be readily available at all times when vehicles are to be worked on, particularly in the event of any welding or grinding being carried out and when vehicles are being refuelled.
4. Vehicles should be supported by axle stands, chassis sill stands or ramps, all with recommended base plates, when raised in the air by trolley or any other types of jack. No other work on the car should be attempted, when raising or lowering of the car is taking place.

Cars with gears engaged may be run whilst the driving wheels are not in contact with the ground in the service area, but the following must be adhered to.

- A A competent driver must be in the car whilst the vehicle is running.**
 - B All exposed parts are adequately guarded.**
 - C No work may be carried out on the car whilst the engine is running and it is on stands.**
 - D No one must be directly in front or behind the vehicle.**
 - E You must appoint someone to ensure that all personnel are familiar with the above.**
5. If re-fuelling is permitted in the Service Area, this should be the last operation to be carried out before the vehicles leave. The vehicle should be off any support stands, have all four wheels on the ground, have all other work ceased and have no occupants, when re-fuelling commences. Ideally re-fuelling should be by hand pumping, rather than from hand held containers.
 6. Spillage of any liquid should be contained immediately by the crew concerned.

A) Storage & Use of Petroleum Spirit

1. Containers should comply with the relevant British Standard, should be marked "Petroleum Spirit-Highly Flammable" and be kept from any source of ignition.
2. All empty containers should be removed from the venue after the event.
3. Petrol is to be used as fuel only, not for any other purpose.
4. All vehicle re-fuelling is to take place in the open air. A "No Smoking" area should be enforced and an operative should be on standby with a fire extinguisher.
5. Refuelling operatives, including those standing by with fire extinguishers, should ensure they are wearing protective clothing, including gloves and eye protection.

B) Hazardous Substances

1. Some vehicle parts, for example brake & clutch linings, contain asbestos. Competitors are encouraged to use non-asbestos substitutes where possible. Where asbestos is used, every effort should be made to prevent dust being released.
2. Some mineral oils may cause skin cancers. Where contact does occur, contamination should be washed off immediately. The wearing of any contaminated clothing should be avoided.
3. Other substances may cause ill health. Suppliers will have information about the possible effects of their products, on request.

C) Electrical Safety

1. All electrical equipment should be maintained in a safe condition.
2. Extension leads & cables should be neoprene, oil resistant flexible cable.
3. All electrical equipment used externally should be weatherproof and tools should be "double" or "all insulated" against electric shock.
4. Electrical equipment and hand tools should not be used where flammable vapours are present.

D) Fire Precautions

1. All competition and service vehicles should carry a suitable fire extinguisher.

E) Compressed Air Equipment

1. Air blasts from over inflated tyres can cause severe injury. Tyres should not be inflated above manufacturers recommendation figures.
2. Always stand clear when inflating tyres.
3. Compressors & air lines should be inspected regularly.
4. Compressed air cylinders should be stored and used to suppliers recommendations.

F) General Working Practices

1. All working areas should be kept clean & tidy. All waste & spillage should be cleared up immediately, removed by the entrant at the end of the event and disposed of in a responsible manner.
2. Trailing cables & hoses should not be allowed to create a trip hazard and should not be run across access or roadways.
3. Whenever vehicle engines are being run, adequate ventilation must be in place.
4. All safety notices should be complied with.
5. Any personnel carrying out work should ensure that they adopt safe working practices at all times.
6. Service crews and competitors need to be aware of the long periods of exposure to cold, wet or heat, experienced while on location in service areas and dress accordingly.
7. Children under 16 years of age are to be closely supervised and should not leave your designated area unaccompanied. They are children and as such are your responsibility!!

G) Noise

1. Exposure to excessive noise may result in hearing loss, or other complaints. These may be short term, or after prolonged exposure, permanent.
2. Where exposure to noise is unavoidable, ear defenders should be worn.

H) Manual Handling

1. Lifting, carrying and propelling of loads by bodily force is a major cause of industrial injuries. All entrants are encouraged to train their personnel in safe manual handling techniques.

I) Waste

1. Entrants should remove all waste from the venue, including containers, packaging, tyres, oils etc. They must be disposed of it in a responsible manner.

J) Safety

1. A 10 mph speed limit should be observed at all times in a Service Area, other than for Emergency Vehicles which may be attending an incident.
2. There may be pedestrians in Service Areas. Special care must be taken in these circumstances, to avoid collisions.
3. The unauthorised use of mopeds, motorcycles, scooters, go-peds, quads etc. is forbidden in Service Areas.
4. Vehicles may only be driven by persons holding valid driving licences for that class of vehicle.

K) First Aid

1. Any person sustaining injury or illness, should seek treatment from the event emergency services, by initially reporting to the Senior Official in charge of the Service Area, who will ensure the appropriate response.

L) Public Safety

1. Entrants and their associated personnel should act in a manner so as not to put either themselves or any other person at risk of injury.

M) Reporting of Accidents & Incidents

1. All accidents where any person sustains injury, or where damage to property occurs, should be reported immediately to the Senior Official in charge of the Service Area.

N) Further Regulations and Information

1. Entrants are reminded of their obligations to comply with the requirements of the appropriate sporting regulations at all times. These Guidance Notes should be read in conjunction with all relevant regulations.